

Industrial Welding Clamps



Beam Clamp Features

■ Socket Drive Handle



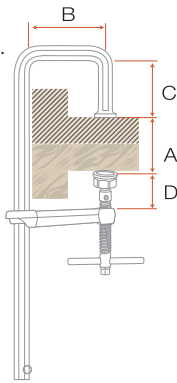
■ Changeable Clamp Heads



Beam Clamp

U-Turn design is ideal for clamping H beam when welding.

- Changeable Clamping Heads
- Socket Drive Handle



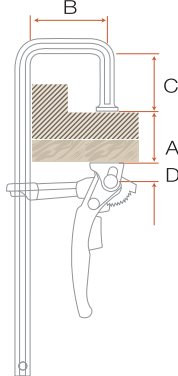
Part Number	Span x Depth (A x B)	U Depth (C)	Overpass (D)	Rail Size	Clamping Force
ECH25U6	250 x 120mm	60mm	90mm	22 x 10.5mm	550 KGP
ECH30U10	300 x 140mm	100mm	100mm	25 x 12mm	650 KGP
ECH30U11	300 x 140mm	110mm	115mm	30 x 15mm	1100 KGP
ECH50U11	500 x 140mm	110mm	115mm	30 x 15mm	1100 KGP
ECH30U15	300 x 175mm	150mm	130mm	40 x 20mm	2200 KGP
ECH40U15	400 x 175mm	150mm	130mm	40 x 20mm	2200 KGP
ECH50U15	500 x 175mm	150mm	130mm	40 x 20mm	2200 KGP

Quick Action Beam Clamp

As above with Ratchet type lever to prevent overloading & resist vibration.

For high pressure, fast action clamping purposes

■ Fast & Easy To Use

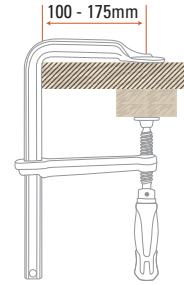


Part Number	Span x Depth (A x B)	U Depth (C)	Overpass (D)	Rail Size	Clamping Force
ECH25U6L	250 x 120mm	60mm	10mm	22 x 10.5mm	400 KGP
ECH30U10L	300 x 140mm	100mm	12mm	25 x 12mm	500 KGP

Pivot Handle Clamp

The comfortable pivot handle makes it easier to achieve maximum clamping pressure & allows faster clamping in restricted working areas.

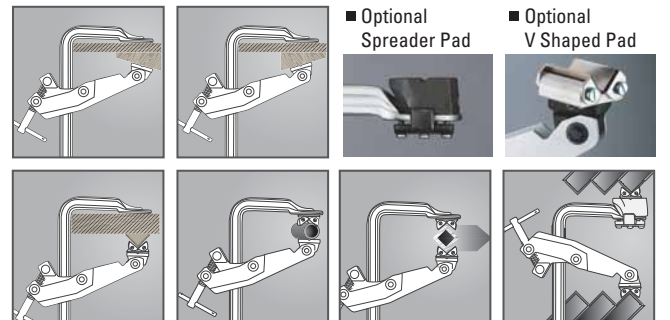
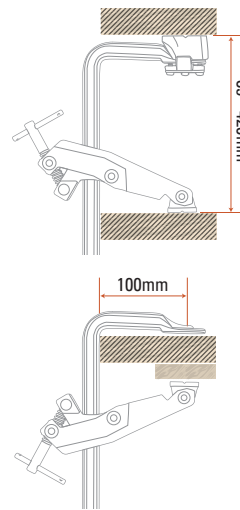
■ Easy Operation in Restricted Working Areas



Part Number	Span x Depth	Rail Size	Clamping Force
ECREG20C	200 x 100mm	19.5 x 9.5mm	450 KG Pressure
ECREG30C	300 x 140mm	25 x 12mm	670 KG Pressure
ECREG40C	400 x 175mm	27 x 13mm	700 KG Pressure
ECREG60C	600 x 175mm	27 x 13mm	700 KG Pressure

Cantilever Clamp

Obtain maximum clamping pressure with minimum tightening force. Designed for clamping inward & outward in various applications.



Part Number	Span x Depth	Rail Size	Clamping Force
ECCTL30	300 x 100mm	27 x 13mm	700 KG Pressure
ECCTD-2	Spreader Pad Adaptor To Suit Cantilever Clamp		
ECCTV	V Shaped Pressure Pad Adaptor To Suit Cantilever Clamp		