

## **WORKSHOP STORAGE EQUIPMENT**



**MARCH 2013**


# TRADEMASTER PARTS CABINETS

Highest quality & heavy duty, robust parts cabinets designed for industrial use

- Metal frame construction using 0.8mm galvanised steel
- Large range of sizes and styles
- Drawers come with dividers & contents description slip

## A4 SERIES

230W x 325D x 37H mm



- Metal frame construction using 0.8mm galvanised steel
- Ideal for storing A4 documents
- Transparent drawers to easily identify contents inside
- Additional dividers available in packs of 10 (PB-A4DIVIDER)



PB-A4110P



PB-A4230P

Part No.	Drawers	Dimensions (mm)
PB-A4110P	10	285W x 343D x 483H
PB-A4230P	30	543W x 340D x 738H

## A5 SERIES

163W x 289D x 69H mm



- Metal frame construction using 0.8mm galvanised steel
- Large capacity
- ABS high strength plastic drawer - oil, acid & impact resistant
- Transparent PS plastic window
- 10kg capacity per drawer
- Ideal for workshop use
- Slots for 5x dividers (6 divisions)
- 1x divider supplied per drawer
- Additional dividers available in packs of 10 (PB-A5DIVIDER)

Part No.	Drawers	Dimensions (mm)
PB-A5312	12	586W x 290D x 350H
PB-A5324	24	586W x 290D x 640H
PB-A5336	36	586W x 290D x 937H
PB-A5336D (with doors)	36	586W x 340D x 970H



PB-A5312



PB-A5324



PB-A5336



PB-A5336D



# A6 SERIES

150W x 248D x 83H mm

- Metal frame construction using 0.8mm galvanised steel
- ABS high strength plastic drawer - oil, acid & impact resistant
- Transparent PS plastic window
- 10kg capacity per drawer
- Ideal for workshop use
- Slots for 3x dividers (4 divisions)
- 1x divider supplied per drawer
- Additional dividers available in packs of 10 (PB-A6DIVIDER)



Part No.	Drawers	Dimensions (mm)
PB-A6309H	9	533W x 265D x 310H
PB-A6212H	12	362W x 265D x 571H
PB-A6330H	30	533W x 265D x 937H
PB-A6V330HD (with doors)	30	533W x 313D x 970H



PB-A6309H



PB-A6212H



PB-A6330H



PB-A6330HD

# A7 SERIES

120W x 218D x 69H mm

- Metal frame construction using 0.8mm galvanised steel
- Smaller capacity drawers, great for storing a large range of small components
- ABS high strength plastic drawer - oil, acid & impact resistant
- Transparent PS plastic window
- 10kg capacity per drawer
- Slots for 3x dividers (4 divisions)
- 1x divider supplied per drawer
- Additional dividers available in packs of 10 (PB-A7DIVIDER)



Part No.	Drawers	Dimensions (mm)
PB-A7416	16	586W x 222D x 350H
PB-A7324	24	444W x 222D x 642H
PB-A7448	48	586W x 222D x 937H
PB-A7448D (with doors)	48	586W x 270D x 970H



PB-A7416



PB-A7324



PB-A7448



PB-A7448D

# A8 SERIES

90W x 218D x 70H mm


- Metal frame construction using 0.8mm galvanised steel
- Smaller capacity drawers, great for storing a large range of small components
- Full ABS high strength plastic drawer - oil, acid & impact resistant
- 10kg capacity per drawer
- Slots for 3x dividers (4 divisions)
- 1x divider supplied per drawer
- Additional dividers available in packs of 10 (PB-A8DIVIDER)



PB-A8416



PB-A8432




PB-A8560

Part No.	Drawers	Dimensions (mm)
PB-A8416	16	466W x 222D x 350H
PB-A8432	32	466W x 222D x 642H
PB-A8560	60	586W x 222D x 937H

# HD SERIES

164W x 375D x 105H mm

- Metal frame construction using 0.8mm galvanised steel
- ABS high strength plastic drawer - oil, acid & impact resistant
- Transparent PS plastic window
- 20kg capacity per drawer
- Slots for 7x dividers (8 divisions)
- 2x dividers supplied per drawer
- Additional dividers available in packs of 10 (PB-HDDIVIDER)



Part No.	Drawers	Dimensions (mm)
PB-HD309	9	550W x 400D x 440H
PB-HD515	15	880W x 400D x 440H
PB-HD318	18	550W x 400D x 880H

- ① High impact dividers for secure drawer organisation
- ② Anti-drop design for added safety
- ③ 25mm galvanized shelf for extra strength
- ④ 20kg capacity per drawer



PB-HD309



PB-HD515




PB-HD318



# MOBILE PARTS CABINET



- Metal frame construction using 0.8mm galvanised steel
- 100mm heavy duty castors - 2x swivel lockable, 2x fixed
- ABS high strength plastic drawer - oil, acid & impact resistant
- Transparent PS plastic window
- 20kg capacity per drawer
- Slots for 7x dividers (8 divisions)
- 2x dividers supplied per drawer
- Additional dividers available in packs of 10 (PB-HDDIVIDERS)
- Shipped ready to assemble



Part No.	Drawers	Dimensions (mm)
PB-NHD530	30	980W x 400D x 1010H

## MOBILE BASE

For use with 2x PB-A7448 or 2x PB-A8560

- Load capacity 300KG
- 100mm heavy duty castors - 2x swivel lockable, 2x fixed



Part No.	Description	Dimensions (mm)
PB-W6045	Parts Cabinet Mobile Base	596W x 454D x 160H

## LOCKABLE CABINET

- Metal frame construction using 0.8mm galvanised steel
- Lockable doors
- 2 movable shelves



Part No.	Description	Dimensions (mm)
PB-THD2S	Lockable Cabinet	880W x 400D x 880H

# ULTRA HEAVY DUTY TOOL CARTS



PB-CT5086



PB-CTH5086




PB-CTCH5086

- 1.2mm metal frame construction
- 200kg total load capacity
- Adjustable height of each layer
- Each shelf & drawer includes a 3mm anti-slide EVA cushion

- ① Curved edge design
- ② Peg boards allowing quick access to frequently used tools
- ③ Lockable drawer provides extra security (PB-CTCH5086)
- ④ 100mm heavy duty castors - 2x swivel lockable, 2x fixed

Part No.	Description	Dimensions (mm)
PB-CT5086	Tool Cart	873W x 500D x 880H
PB-CTH5086	Tool Cart With Side Panels	873W x 500D x 880H
PB-CTCH5086	Tool Cart With Lockable Drawers	873W x 500D x 880H



# PARTS BINS

## HB SERIES



8x PB-HB1525Y



PB-HB1218B

PB-HB1525B

PB-HB2035B

PB-HB3045B



- ① Indication label included
- ② Back to back linker included
- ③ Side to side connection function
- ④ 4x raiser columns included
- ⑤ Holds up to 100kg when stacked with raiser columns



Part No.	Description	Dimensions (mm)
PB-HB1218B	Parts Bin - Blue	121W x 180D x 84H
PB-HB1525B	Parts Bin - Blue	150W x 265D x 121H
PB-HB2035B	Parts Bin - Blue	208W x 353D x 155H
PB-HB3045B	Parts Bin - Blue	300W x 480D x 178H
PB-HB1218Y	Parts Bin - Yellow	121W x 180D x 84H
PB-HB1525Y	Parts Bin - Yellow	150W x 265D x 121H
PB-HB2035Y	Parts Bin - Yellow	208W x 353D x 155H
PB-HB3045Y	Parts Bin - Yellow	300W x 480D x 178H
PB-HB1218R	Parts Bin - Red	121W x 180D x 84H
PB-HB1525R	Parts Bin - Red	150W x 265D x 121H
PB-HB2035R	Parts Bin - Red	208W x 353D x 155H
PB-HB3045R	Parts Bin - Red	300W x 480D x 178H

# PARTS BIN MOBILE STAND


## PRE-CONFIGURED

### Features:

- Double sided, heavy duty design
- 4x Swivel castors, 2 locking
- Can be expanded with more small & medium sized parts bins
- Optional punched panel available for storage of other items on peg hooks (PB-HP068630)

### Includes:

- 1x Mobile Stand (PB-MS630)
- 20x Small Parts Bins (PB-HB1218)
- 20x Medium Parts Bins (PB-HB1525) (colours may vary)
- 9x Parts Bin Hang Panels (PB-MSHP06-5)



Part No.	Description	Dimensions (mm)
PB-MS201215	PB Parts Bin Display Unit	670W x 565D x 1465H

## CUSTOM ASSEMBLY

The Parts Bin Mobile Stand can be customised to suit. Each unit can take parts bins and punch panels of up to a total height of 48 slots, per side.



1x row of Small Parts Bins (PB-HB1218) require a height of 4 slots



1x row of Medium Parts Bins (PB-HB1525) require a height of 5 slots



1x Punched Panel (PB-HP068630) require a height of 16 slots

Each row of Parts Bins requires 1x Hang Panel (PB-MSHP06-5)



PB-MS630



PB-MSHP06-5



PB-HP068630

Part No.	Description	Dimensions (mm)
PB-MS630	Mobile Stand	670W x 565D x 1465H
PB-MSHP06-5	Mobile Stand PB Parts Bin Hang Panel	630W x 91H (4 Slots)
PB-HP068630	Mobile Stand Punched Panel	630W x 400H (16 Slots)



# FLIP OUT BINS

## FO SERIES



- ① Joining 2 or more units together both vertically and horizontally is simple due to the patented dove tail joint. Different sized Flip Out Bins can also be joined together.
- ② Bins are completely removable for easy access and refilling
- ③ Bins open smoothly to a 40° angle
- ④ Bins securely clip closed to ensure they do not fall open



PB-FO308



PB-FO605



PB-FO306



PB-FO604

Part No.	Description	Dimensions (mm)
PB-FO308	Flip Out Bin 8 Drawer	303W x 87D x 203H
PB-FO306	Flip Out Bin 6 Drawer	303W x 106D x 253H
PB-FO605	Flip Out Bin 5 Drawer	603W x 123D x 153H
PB-FO604	Flip Out Bin 4 Drawer	603W x 167D x 203H

# FLIP OUT BIN

## MOBILE STAND

### PRE-CONFIGURED



Storage for small components such as screws, bolts, tools, etc. Great for keeping your work area organised.

#### Features:

- Double sided
- 4x Swivel castors, 2 locking
- Can be expanded
- Optional punched panel available for storage of other items on peg hooks (PB-HP068630)

#### Includes:

- 1x Mobile Stand (PB-MS630)
- 2x 8 Drawer Bin (PB-FO308)
- 2x 6 Drawer Bin (PB-FO306)
- 2x 5 Drawer Bin (PB-FO605)
- 2x 4 Drawer Bin (PB-FO604)
- 6x Flip Out Bin Hang Panels (PB-MS06)

Part No.	Description	Dimensions (mm)
PB-MSFO4568	Flip Out Bin Display Unit	670W x 565D x 1465H

# FLIP OUT BIN

## MOBILE STAND

### CUSTOM ASSEMBLY

The Flip Out Bin Mobile Stand can be customised to suit. Each unit can take flip bins and punch panels of up to a total height of 48 slots, per side.



1x row of Flip Out Bin 8 Drawer (PB-FO308) require a height of 8 slots



1x row of Flip Out Bin 6 Drawer (PB-FO306) require a height of 10 slots

1x row of Flip Out Bin 5 Drawer (PB-FO605) require a height of 6 slots

1x row of Flip Out Bin 4 Drawer (PB-FO604) require a height of 8 slots

1x Punched Panel (PB-HP068630) require a height of 16 slots

Each row of Flip Out Bins requires 1x Hang Panel (PB-MS06)



PB-MS630



PB-MS06




PB-HP068630

Part No.	Description	Dimensions (mm)
PB-MS630	Mobile Stand	670W x 565D x 1465H
PB-MS06	Mobile Stand FO Parts Bin Hang Panel	630W x 76H (4 Slots)
PB-HP068630	Mobile Stand Punch Panel	630W x 400H (16 Slots)

# WORKSHOP SHELVING

Workshop shelving available as a complete pre-configured package including 4 steel shelves and 2 uprights. Available in 3 different widths 1.4m, 2.0m & 2.2m.

Individual components including cross beams, uprights, steel shelves & wire shelves also available.



Wire shelving also available on 2000mm width shelving

## PRE-CONFIGURED PACKAGES

Part No.	Description
PB-WSP1400X4	1400mm Width Shelving Package
PB-WSP2000X4	2000mm Width Shelving Package
PB-WSP2000X4W	2000mm Width Shelving Package with wire shelving
PB-WSP2200X4	2200mm Width Shelving Package

## INDIVIDUAL COMPONENTS

Part No.	Description
PB-WSC010	Upright 1800mm Height Including Feet
1400mm Width Components	
PB-WSC1410	Cross Beam 1400mm Width (2 required)
PB-WSC1420	Steel Shelf Including Support Bracket 690mm Width (2 required)
2000mm Width Components	
PB-WSC2010	Cross Beam 2000mm Width (2 required)
PB-WSC2020	Steel Shelf Including Support Bracket 990mm Width (2 required)
PB-WSC2030	Wire Shelf 990mm Width (2 required)
2200mm Width Components	
PB-WSC2210	Cross Beam 2200mm Width (2 required)
PB-WSC2220	Steel Shelf Including Support Bracket 1090mm Width (2 required)



## PARTS BINS

Includes:  
2x Clear dividers  
1x Description slip



Part No.	Description
PB-3011	Small Part Bin 117W x 300D x 90H
PB-3023	Medium Part Bin 235W x 300D x 90H
PB-30234	Large Part Bin 235W x 300D x 140H

Local Distributor